


BLACK DIAMOND
a rare chance to obtain exclusivity



index	2	Magellan
	4	Maglas
	6	Amundsen
	8	Columbus
	10	Livingstone
	12	Fiennes
	14	side screen combinations
	15	traditional option
	16	features & benefits
	17	performance and security
	18	glass choices
	19	hardware

the BLACK DIAMOND door range

Manufactured entirely within the United Kingdom to exacting standards and independently tested, the 'Black Diamond' range achieves that balance between performance and design whilst delivering exclusivity, quality and reliability. Incorporating 10 major performance and security features which are not normally available in other doors, one can feel secure when making an investment in a 'Black Diamond' door.



BSI Kitemark
KM 506343



Secured-by-Design




ACDM



Magellan

glazing options:



G01



CG80



CG35

recommended
backing glass
options:



stippolyte



flemish



cotswold



minster

installations





Maglas

glazing options:



G01

recommended
backing glass
options:



stippolyte



flemish



cotswold



minster

installation





Amundsen

glazing options:




G01



CG80



CG81



CG35



CG83



CG82

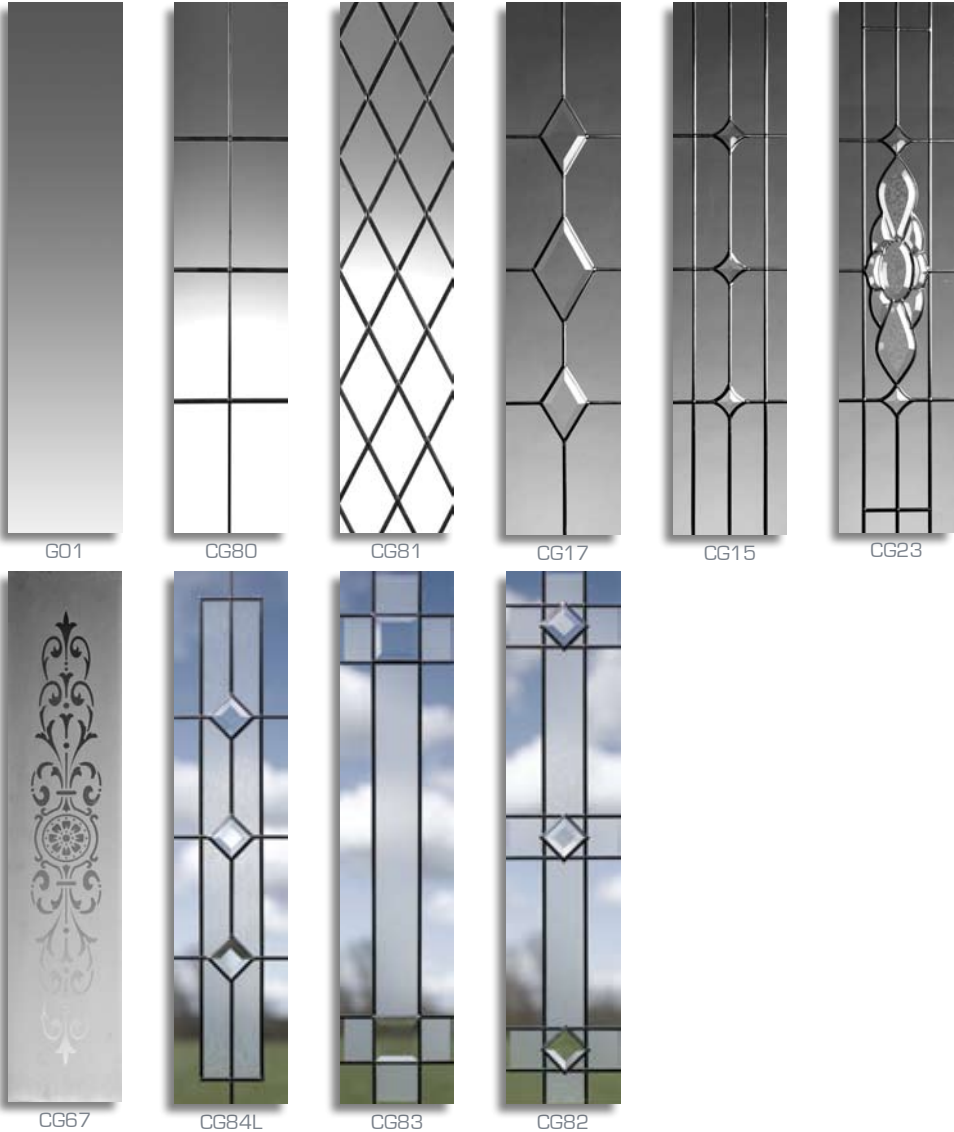
installations





Columbus

glazing options:




installation





Livingstone

glazing options:



installations





Fiennes

side screen
combinations



Columbus with side screen



Livingstone with side screen



Fiennes with side screens

Glazing options as per individual
door designs

traditional option



gold rim latch



chrome rim latch



gold scrolled handle



chrome scrolled handle

Magellan (with traditional option of scrolled handle and rim latch)


Note - no suiting is available with the normal cylinder



features & benefits

Those important and special features incorporated into the 'Back Diamond' door range:

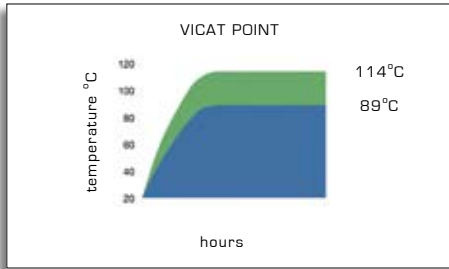
design



flush fit with triple seal



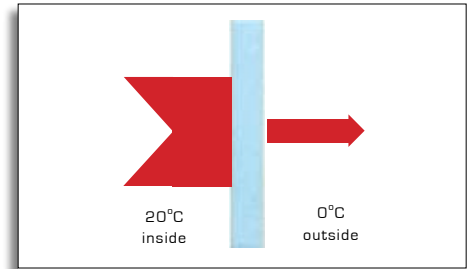
integral spacer bar



30% improvement over the standard performing resin



door has a black internal edge detail when choosing a black internal skin



'U' value 0.50 W/m²°C achieved for a magellan door and 5 times greater than a timber door

security



three high security dog bolt hinges



laminated glass



cylinder guard



steel mesh embedded into the polyurethane core



door security bar

performance & security

The whole philosophy of the Black Diamond Door Range has been built around performance achieved through testing. The materials used in the construction of the door have been individually tested to ensure long term performance. The use of the triple seal coupled with an effective threshold ensures exceptional weather performance.

Security features include laminated glass, a multipoint locking system, dog bolt hinges, cylinder guard, tough polyurethane core, reinforced with steel mesh, all as standard with other features as options.

The specially formulated Glass Reinforced Polymer and Thermoplastic skin materials have been developed to promote UV stability, high thermal shock and scratch resistance, providing an effective barrier for the door.



BSI Kitemark Licence - KM 506343

The door has been externally tested and has passed the general performance requirement for door assemblies as required under PAS23-1 - 1995 (including annex D covering thermal cyclic tests) and PAS 24, enhanced security performance.



Secure by Design

Being a licence holder for the prestigious 'Secure by Design' assures the effectiveness of the Black Diamond Door Range by being approved by the Association of Chief Police Officers.



Three adjustable 'dog bolt' hinges, which effectively secures the door leaf to the outer frame when in a closed position.

High security glazing cassette incorporating 28mm laminated glass sealed unit.

Multipoint locks with latch and a choice of lever or pad handles incorporating a cylinder guard.

Laminated timber sub-frame sealed with a specially designed thermoplastic edge incorporating a steel reinforcement mesh embedded in the polyurethane foam core.

ISO 9001:2000



As one would expect, such a product has been manufactured under the British Standard quality assurance system.

Glazing

Sealed glazing units have been manufactured to the European Standard of EN1279 using toughened glass manufactured to BS EN 12150-1.



ACDM

As a member of the association of composite door manufacturers, we are committed to continually improving the testing standards to ensure longevity of the product.



Low Mobility Threshold (standard)



textured glass choices



cotswold



autumn



flemish



stippolyte



minster



florielle



contora



oak



pelerine




It is essential for safety and performance reasons that glass is correctly specified and installed. All glass used is at least toughened to BS EN 12150-1.

Decorative glass utilizes a mix of glass bevels and traditional lead work. The leads have been treated to reduce oxidation.

Colours and glass designs may show some variances to actual products.

hardware

door handles



gold

gold



chrome

chrome

tear drop knockers



gold



chrome

door bolt



gold



chrome

spy hole



chrome



gold

hinges



white



gold



chrome

numerals



gold



chrome

letterplates



gold



chrome

weatherbar



black

urn knockers



gold



gold
with spy viewer



chrome



chrome
with spy viewer

Due to limitations of the print process all photographs are considered to be only a representation of the actual product. We reserve the right to change any of the patterns or designs without prior notice.

